



US00D470497S

(12) **United States Design Patent** (10) **Patent No.:** **US D470,497 S**  
**Byun et al.** (45) **Date of Patent:** **\*\* Feb. 18, 2003**

(54) **HAND-HELD LASER SCANNER INCLUDING A CONTOURED SCANNER HOUSING WITH PROTRUDING GRIP**

D406,126 S \* 2/1999 Massieu et al. .... D14/426  
D408,532 S \* 4/1999 Schmidt et al. .... D14/426  
D456,808 S \* 5/2002 Fitch et al. .... D14/428  
D456,810 S \* 5/2002 Schlieffers .... D14/428

(76) Inventors: **Sung Ho Byun**, 1537 Chalet Dr., Cherry Hill, NJ (US) 08003; **Mark C. Schmidt**, 1659 Woodland Dr., Williamstown, NJ (US) 08094; **Garrett K. Russell**, 1445 Brandywine Blvd., Wilmington, DE (US) 19809

\* cited by examiner

*Primary Examiner*—Kay H. Chin  
(74) *Attorney, Agent, or Firm*—Law Offices of Royal W. Craig

(\*\*) Term: **14 Years**

(57) **CLAIM**

(21) Appl. No.: **29/157,707**

The ornamental design for a hand-held laser scanner including a contoured scanner housing with protruding grip, as shown and described.

(22) Filed: **Mar. 22, 2002**

**DESCRIPTION**

(51) **LOC (7) Cl.** ..... **14-02**

(52) **U.S. Cl.** ..... **D14/426**; D14/428

(58) **Field of Search** ..... D14/420-429, D14/483; 235/375, 378, 385, 454, 462.15, 472.02, 486; 382/312-315, 318, 319, 321; 250/203.1; D26/37, 45, 50

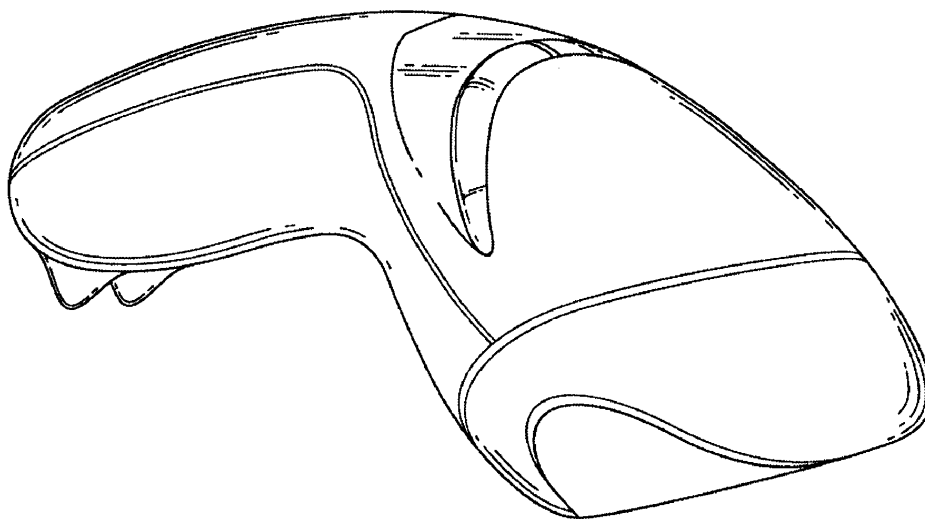
FIG. 1 is a perspective view of a hand-held laser scanner including a contoured scanner housing with protruding grip showing our new design;  
FIG. 2 is a top view thereof;  
FIG. 3 is a bottom view thereof;  
FIG. 4 is a front view thereof; and,  
FIG. 5 is a rear view thereof.

(56) **References Cited**

**U.S. PATENT DOCUMENTS**

D352,935 S \* 11/1994 Etoh ..... D14/426

**1 Claim, 5 Drawing Sheets**



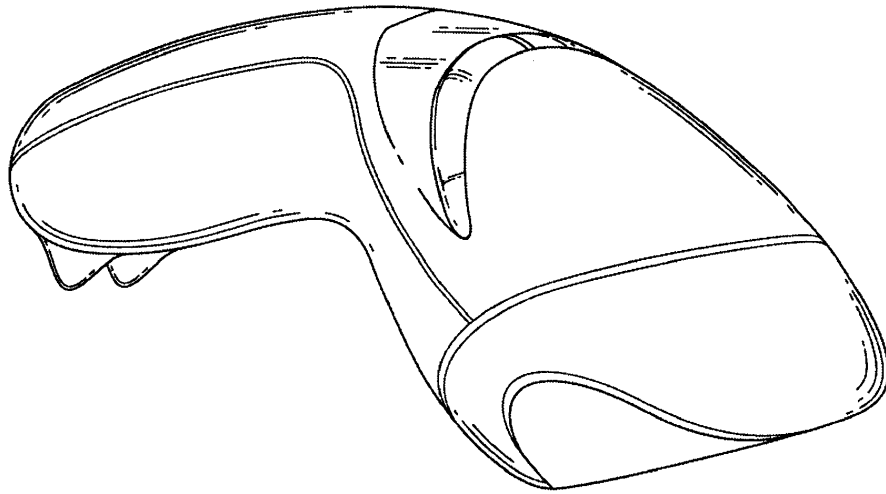


Fig 1

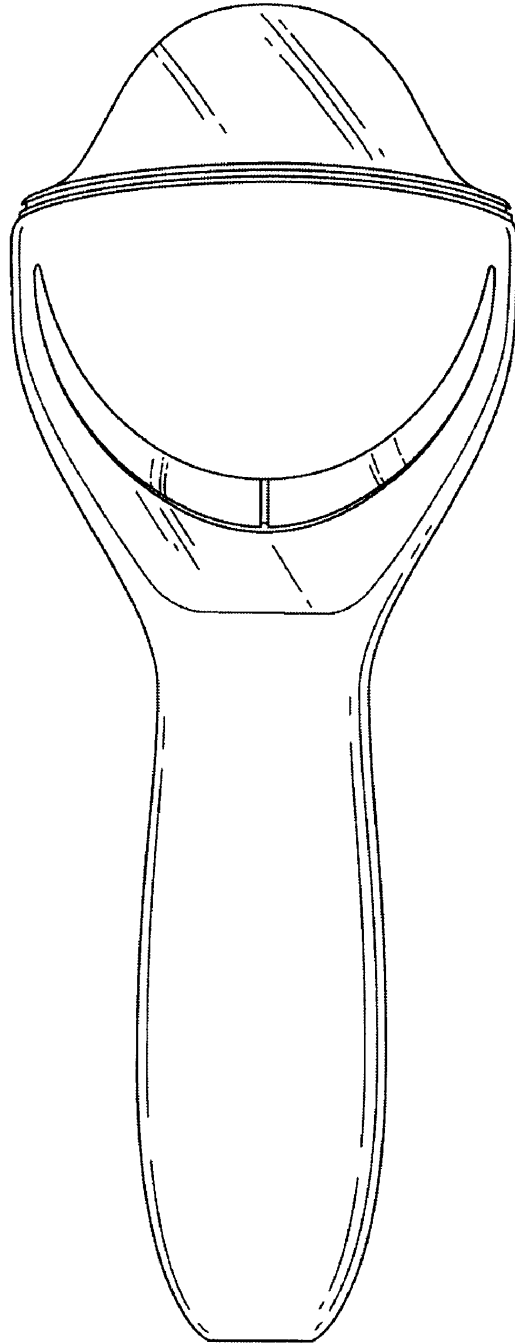


Fig 2

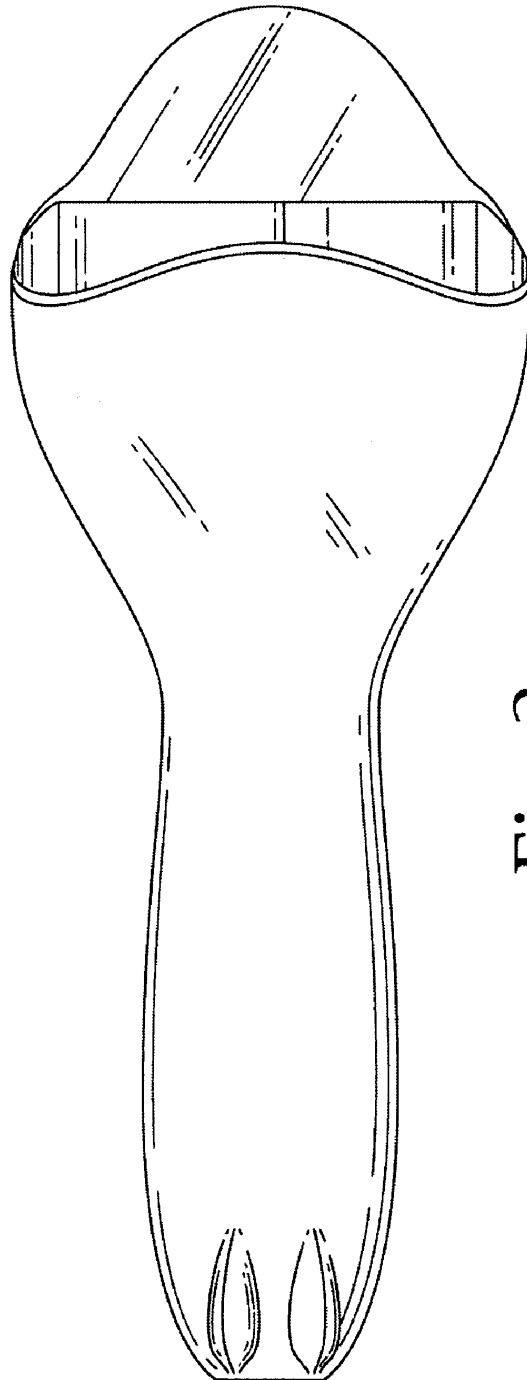


Fig 3

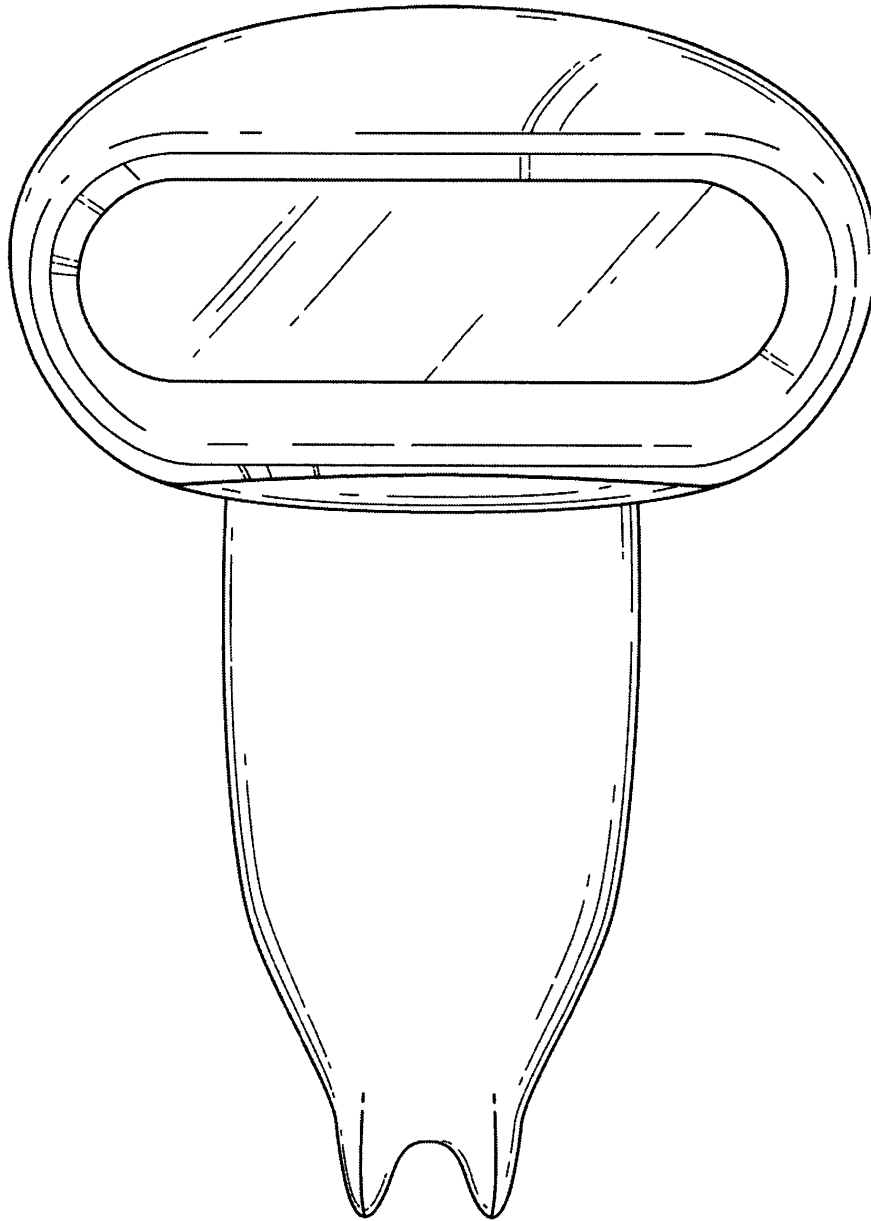


Fig 4

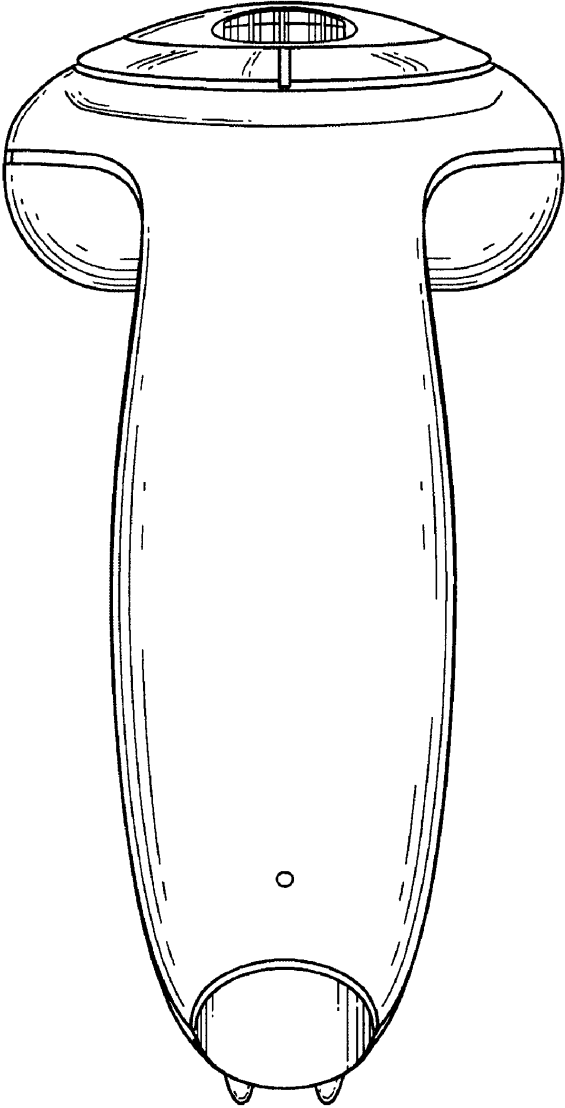


Fig 5